


Grades Served K-5 Student Enrollment Details 670 Students Enrolled District ECTOR COUNTY ISD

Address P O BOX 3912, ODESSA, TX 79760

### CHANGE OVER TIME

#### HOW WELL DID THIS SCHOOL PERFORM OVERALL?



88 out of 100

This shows how well this school prepared students for success, both in school and after high school in college, a career, or the military.

#### CHANGE OVER TIME


2017-18  
Met Standard  
76 out of 100

2018-19  
B  
88 out of 100

This section showcases annually the overall grade of this campus to showcase their improvement over time. The overall grade is based on performance in the three domains listed below.

### OVERALL PERFORMANCE DETAILS


#### STUDENT ACHIEVEMENT



82 out of 100

Student Achievement shows how much students know and are able to do at the end of the school year.


#### SCHOOL PROGRESS



89 out of 100

School Progress shows how students perform over time and how that growth compares to similar schools.

#### CLOSING THE GAPS



85 out of 100

The Closing the Gaps domain tells us how well different populations of students in a district are performing.

### WHERE DID THIS SCHOOL PERFORM EXCEPTIONALLY WELL?

- ✓ ACADEMIC ACHIEVEMENT IN SCIENCE
- ✓ TOP 25%: COMPARATIVE ACADEMIC GROWTH
- ✗ ACADEMIC ACHIEVEMENT IN MATHEMATICS
- ✗ POST-SECONDARY READINESS

- ✗ ACADEMIC ACHIEVEMENT IN ENGLISH LANGUAGE ARTS/READING
- ✗ TOP 25%: COMPARATIVE CLOSING THE GAPS

**Grades Served** K-5 **Student Enrollment Details** 670 Students Enrolled **District** ECTOR COUNTY ISD

**Address** P O BOX 3912, ODESSA, TX 79760



## HOW ARE SCORES CALCULATED?



### STUDENT ACHIEVEMENT

Component	Score	% of grade
STAAR Performance	82	100%
Total	82	100%



### SCHOOL PROGRESS

*The higher score of Academic Growth or Relative Performance is used.*

Component	Score	% of grade
Academic Growth	89	100%
Relative Performance	79	
Total	89	100%



### CLOSING THE GAPS

Component	Score	% of grade
Grade Level Performance	71	33.3%
Academic Growth/Graduation Rate	100	55.6%
Student Achievement	100	11.1%
Total	85	100%