

**Grades Served** PK-12 **Student Enrollment Details** 911 Students Enrolled **District** GEORGE GERVIN ACADEMY  
**Address** 6944 SUNBELT DR, SAN ANTONIO, TX 78218

## CHANGE OVER TIME

### HOW WELL DID THIS SCHOOL PERFORM OVERALL? DATA INTEGRITY ISSUES

89 out of

This shows how well this school prepared students for success, both in school and after high school in college, a career, or the military.

### CHANGE OVER TIME


2017-18  
**Met Standard**  
88 out of 100

2018-19  
**Data Integrity Issues**  
89 out of 100

This section showcases annually the overall grade of this campus to showcase their improvement over time. The overall grade is based on performance in the three domains listed below.

## OVERALL PERFORMANCE DETAILS


### STUDENT ACHIEVEMENT



88 out of 100

Student Achievement shows how much students know and are able to do at the end of the school year.


### SCHOOL PROGRESS



92 out of 100

School Progress shows how students perform over time and how that growth compares to similar schools.

### CLOSING THE GAPS



83 out of 100

The Closing the Gaps domain tells us how well different populations of students in a district are performing.

**Grades Served** PK-12 **Student Enrollment Details** 911 Students Enrolled **District** GEORGE GERVIN ACADEMY

**Address** 6944 SUNBELT DR, SAN ANTONIO, TX 78218


## HOW ARE SCORES CALCULATED?



### STUDENT ACHIEVEMENT

Component	Score	% of grade
STAAR Performance	70	40%
College, Career, and Military Readiness	100	40%
Graduation Rate	100	20%
Total	88	100%



### SCHOOL PROGRESS

*The higher score of Academic Growth or Relative Performance is used.*

Component	Score	% of grade
Academic Growth	84	
Relative Performance	92	100%
Total	92	100%



### CLOSING THE GAPS

Component	Score	% of grade
Grade Level Performance	53	50.0%
Academic Growth/Graduation Rate	100	10.0%
English Language Proficiency	100	10.0%
Student Achievement	100	30.0%
Total	83	100%