

45 Schools

42,301 Students Enrolled

HOW WELL DID THIS DISTRICT PERFORM OVERALL?


UNDERSTANDING OVERALL PERFORMANCE



This shows how well this district prepared students for success, both in school and after high school in college, a career, or the military.

NOT RATED

88 out of 100

 This district was impacted by Hurricane Harvey and did not receive an overall rating or grade.



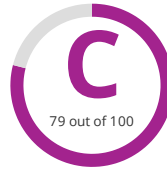
STUDENT ACHIEVEMENT



Student Achievement shows how much students know and are able to do at the end of the school year.




SCHOOL PROGRESS



School Progress shows how students perform over time and how that growth compares to similar schools.



CLOSING THE GAPS



Closing the Gaps shows how well different student groups within a school are performing.



STUDENT ACHIEVEMENT

	Score	% of grade
STAAR Performance	84	40%
College, Career, and Military Readiness	90	40%
Graduation Rate	90	20%
Total	88	100%



SCHOOL PROGRESS

	Score	The higher score of Academic Growth or Relative Performance is used.
Academic Growth	79	
Relative Performance	78	
Total	79	



CLOSING THE GAPS

	Score	% of grade
Grade Level Performance	89	50.0%
Academic Growth/Graduation Rate	78	10.0%
English Language Proficiency	100	10.0%
Student Achievement	82	30.0%
Total	89	100%

FINANCE SUMMARY 2016-17

FINANCIAL INTEGRITY RATING SYSTEM OF TEXAS (FIRST)

